

COVID-19 vaccine:

Strong association with cardiovascular death, especially hemorrhagic stroke and venous thrombosis

Med Check Editorial Team

Abstract

- We analysed 196 death cases reported after inoculation of Pfizer-BioNTech COVID-19 vaccine (COMIRNATY) by June 9 in Japan. Japanese Ministry of Health, Labour, and Welfare (MHLW) virtually denied the causality of all cases without conducting appropriate epidemiological analysis.
- Mortality odds ratio (MOR) was calculated as the indicator of disproportionality in cause of death. We compared odds of cause of death after inoculation and death in Japanese vital statistics in 2019 as control non-vaccinated population. MOR was obtained by using the numbers of death from non-cardiovascular system as the reference causes for two age groups: vaccinated medical workers (20 to 74 year of age) and elderly (≥ 65 years) separately.
- Of 31 deaths among vaccinated medical workers (both sexes), 26 (84%) died from cardiovascular diseases, such as stroke, myocardial infarction, venous thrombosis and pulmonary embolism (VT/PE) and heart failure, while 22% died in the general population. MOR is 19.4 ($p < 0.0001$). MOR of hemorrhagic stroke (40.7) and VT/PE (114.0) were extremely high.
- Of the reported vaccinated elderly death cases, 69% died from cardiovascular causes, while 26% died in the general population. MOR is 5.9 ($p < 0.0001$). MOR of hemorrhagic stroke (12.8) and VT/PE (24.9) were also very high.
- These suggest that COVID-19 vaccination is closely associated with the risk of death from cardiovascular causes, especially hemorrhagic stroke and VT/PE.

Keywords:

subarachnoid hemorrhage, intracerebral hemorrhage, hemorrhagic stroke, myocardial infarction, sudden cardiac death, reporting odds ratio, mortality odds ratio, MOR, COVID-19 vaccine

Introduction

On October 22, the Ministry of Health, Labor and Welfare (MHLW) announced that they had received 1312 reports of death after vaccination for COVID-19 by October 15, 2021 [1].

Regarding 2 death case reports from hemorrhagic stroke, including subarachnoid hemorrhage, after COVID-19 vaccination of medical workers in Japan, we warned that "never twice without three times" in the Web MedCheck No193 (March 31, 2021) [2]. After the warning, the number of death case reports from

hemorrhagic stroke became 4 in a short period of time (Web MedCheck No195 (April 26, 2021) [3]), and it has been increasing since then.

Since April 12, vaccination to the elderly (≥ 65) has begun, and a total of 196 death cases were reported by June 4, according to the data released by MHLW on June 9 [4,5].

We restricted to analyze the death cases inoculated by May 30, because (1) vaccination to non-elderly/non-medical workers has begun on June 1. (2) Distribution of medical workers' age is not much different from that in the general population. However, (3) vaccinated non-

elderly/non-medical workers were much older than the general population.

Among them, the number of death cases of people who were assumed to be medical workers was 31 (17 women, 14 men) on June 4. Total 11 of them (10 females and 1 male) had hemorrhagic stroke, including 8 subarachnoid hemorrhages and 3 intracerebral hemorrhages.

In addition, it is noted that many deaths from cardiovascular causes such as ischemic stroke, myocardial infarction, mesenteric thrombosis, sudden cardiopulmonary arrest, heart failure and even venous thrombosis with pulmonary embolism were reported.

MHLW virtually denied the causality of all cases only by the information of case reports. They have not conducted appropriate epidemiological analysis and only say that vaccinees' mortality rate from hemorrhagic stroke is less than that in the general population and that therefore vaccination is not related to the increase of mortality risk from hemorrhagic stroke. However, they never take into account that vaccinees are far healthier and have lower mortality rate than in the general population. This is the "healthy user bias" or "healthy vaccinee effect", a typical example of confounding bias, which MedCheck has repeatedly emphasized [6].

This article analyzes association between COVID-19 vaccination and death especially from cardiovascular diseases.

About mortality odds ratio (MOR)

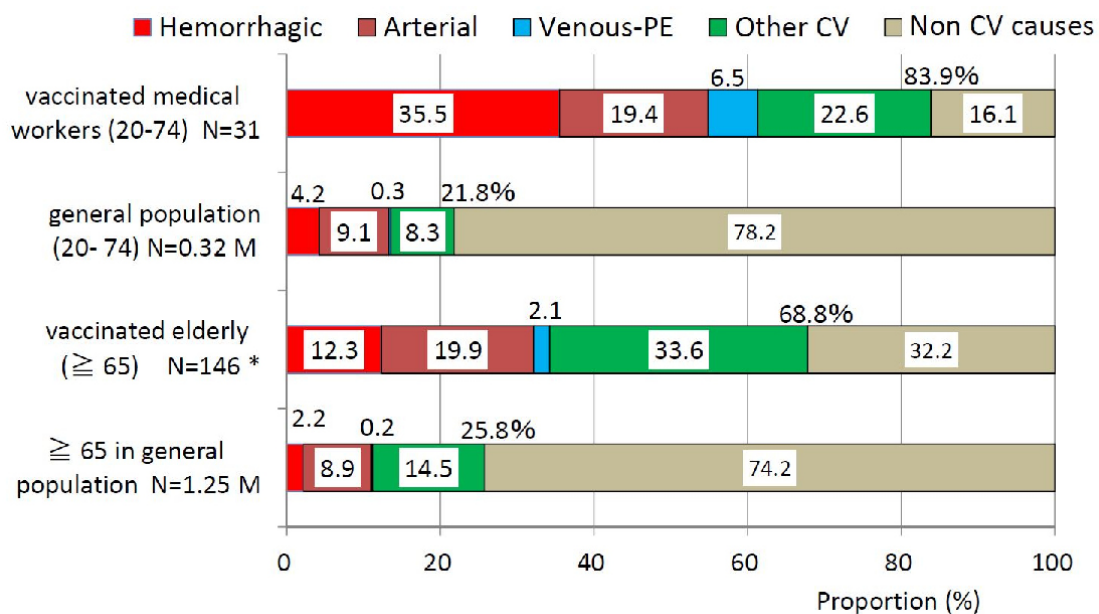
We used an epidemiological method "mortality odds ratio (MOR)" to detect disproportionality of cause of death [7-9]. This method is based on the following principle: if an exposure induces a specific disease leading to death, mortality odds of interest (cause of death of interest/other causes) in exposure group is significantly higher than that in non-exposed group.

In the case of COVID-19 vaccine, if the odds of a particular cause of death in vaccinated people is significantly higher than that in the general population, there may be causal link between the cause of death and COVID-19 vaccination.

In general, when there are 3 or more events, and proportional reporting ratio (PRR) is equal to higher than 2.0 with statistical significance, signals of disproportionate reporting is suggested [10]. In the case where reporting odds ratio (ROR), MOR or proportional mortality ratio (PMR) are applied, signals of disproportionate reporting may be the same.

We have not experienced such a vaccine that is targeted to almost all adult ages during the same period. It is not possible to compare adverse reactions to other pharmaceuticals other than vaccines either. Therefore, we used mortality data from the vital statistics in 2019 as control non-exposed mortality.

Figure 1: Comparison of cause of death: vaccinated and general population



Adverse Reactions

As medical workers' ages are between 20 and 74, we used the mortality data with the same age group from the vital statistics in 2019 in Japan.

Cardiovascular cause of death were disproportionately high

We classified reported cause of deaths into the following categories:

- (1) **Hemorrhagic:** hemorrhagic stroke (subarachnoid hemorrhage and intracerebral hemorrhage) and hemorrhage in any part of body,
- (2) **Arterial:** arterial dissection, myocardial infarction, ischemic stroke or thrombosis of other arteries,
- (3) **Venous:** venous thrombosis and/or pulmonary embolism (VT/PE),
- (4) **Other CV (cardiovascular):** cardiac or cardiopulmonary arrest, heart failure, sudden death etc.
- (5) **Non-cardiovascular:** include infection, senility, anaphylaxis etc., and
- (6) **Unknown cause.**

The distributions of causes are shown in [Figure 1](#) excluding unknown cause (6) among the elderly. Proportions of causes of death classified (1) to (4) among vaccinated (both medical workers and elderly) were all larger than those among corresponding general population. Proportions of all cardiovascular causes of death in vaccinated medical workers and corresponding

control are 83.9 % and 21.8% respectively. Those in vaccinated elderly and corresponding control are 68.8% and 25.8 % respectively as shown in [Figure 1](#).

Preferred MOR and the ordinary MOR

We calculated MOR by two age groups: vaccinated medical workers (20 to 74 year of age) and elderly (≥ 65years) separately.

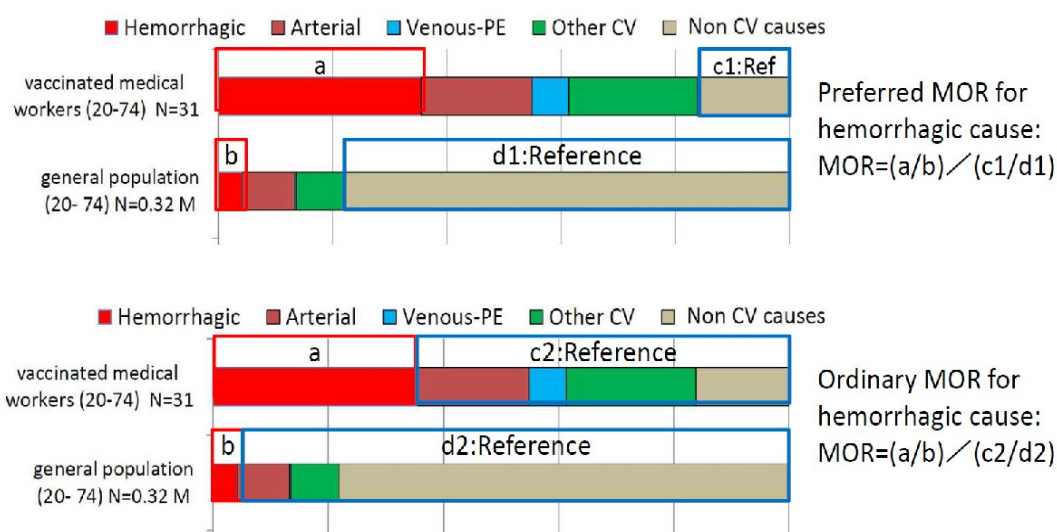
We preferred MOR which used the numbers of death from non-cardiovascular causes as the reference as shown in [Figure 2](#), because the referent cause of death for ordinary MOR method includes other types of cardiovascular deaths which are also disproportionately higher than the general population as shown in [Figure 3](#). Hence, preferred MOR reflects the disproportionality more accurately than the ordinary MOR.

Hemorrhagic stroke and VT/PE occurred especially disproportionately

Among 17 female medical workers who died after COVID-19 vaccination, 2 (12%) died from non-cardiovascular cause and 10 (59%) died from hemorrhagic stroke. In female general population (total 102,669), 83,651 (81.5%) died from non-cardiovascular causes and 4,583 (4.5%) died from hemorrhagic stroke. MOR from hemorrhagic stroke in female medical workers is 91.3 (p<0.0001).

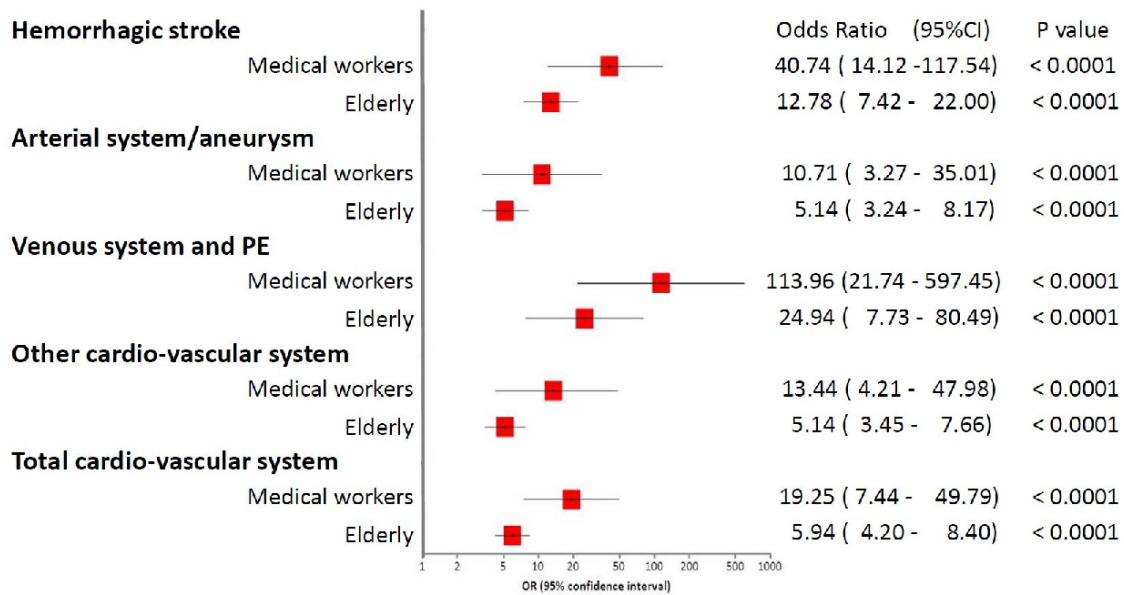
Sex adjusted MORs for death from hemorrhagic

Figure 2: Difference of two methods for calculation of MOR



The referent cause of death for ordinary MOR method includes other types of cardiovascular deaths which are also disproportionately higher than the general population.

Figure 3: Preferred MORs for various cardiovascular causes (sex adjusted)



stroke in medical workers and in elderly is 40.7 (95%CI:14.1-117.5, p<0.0001) and 12.8 (7.4-22.0, p<0.0001) respectively (Figure 3).

Sex adjusted MORs for death from venous causes are 114.0 (21.7-597, p<0.0001) and 24.9 (7.7-80.5, p<0.0001) respectively (Figure 3).

Men died from other cardiovascular diseases

In men, thrombosis and sudden death are more prominent than hemorrhagic stroke in both medical workers and the elderly.

For example, a 79-year-old man (Case 48, [5]) developed an acute myocardial infarction and was hospitalized. Four days later he also developed an ischemic stroke caused by a thrombosis of a large artery "left middle cerebral artery" followed by a cerebral herniation and cardiopulmonary arrest.

It is extremely rare that 2 serious events, myocardial infarction and ischemic stroke, occur one after another in a short period of time. However, MHLW experts assessed the causality and denied the causation for three cases, but all other cases were classified as "cannot be evaluated due to a lack of information" and no death cases was classified as even "cannot be denied". Hence, they practically denied causality in all death cases.

Sensitivity analyses were done by using ordinary

methods for calculation of MOR. Figure 4 shows the comparison of results from preferred MOR methods and ordinary MOR method.

The dead after vaccination are previously healthy people on duty

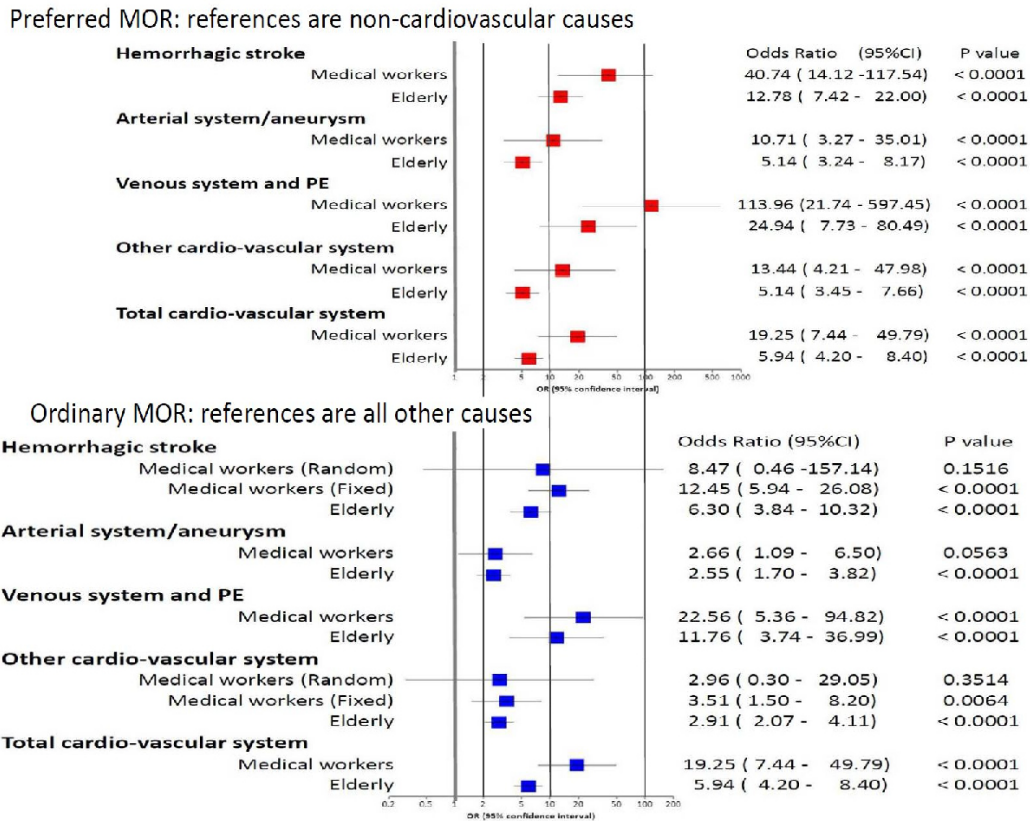
With MOR, absolute mortality risk between those vaccinated and those in the general population cannot be compared. Hence we tried to estimate the mortality risk in those vaccinated considering that the medical workers are far healthier than the general population. In other words, we tried to estimate the mortality risk in those vaccinated by taking "healthy vaccinee effects" into account.

According to the data released by the MHLW, the number of inoculations by May 30 was 9.76 million for the first dose and 3.3 million for the second dose. The number of inoculations for medical workers can be calculated by subtracting the number of the elderly (5.31 million and 390,000 dose respectively) from the total number of doses respectively: The first dose was 4.45 million and the second dose was 2.91 million.

For the purpose of knowing how healthy the vaccinated people are compared to the general population, we calculated the age adjusted total mortality risk ratio of vaccinated medical workers (20-74 years old)

Adverse Reactions

Figure 4: MORs by two different methods



Preferred MORs are much larger than the ordinary MORs (by 1.8 to 5.1 times) except of total cardiovascular system which are theoretically equal to each other.

compared with the general population. As a result, the total mortality risk ratio of vaccinated female medical workers to the general population was 0.065 (95%CI: 0.040-0.107, $p < 0.00001$: Fixed effect) or 0.101 (0.062-0.165, $p < 0.00001$: Random effect).

There is no evidence from clinical trial results that the vaccine increased or reduced overall mortality. If increased, the above is underestimated and should not affect the judgment that vaccinated people are healthier than the general population. There is also no possibility that death from COVID-19 in vaccinated medical workers have decreased within 30 days after the second dose. Hence, in any case, the main reason of very low risk of death after vaccination in the medical workers is simply that they are healthy. Hence, vaccinated medical workers are about 10 to 15 times healthier than the general population.

Similarly, the risk ratio of hemorrhagic stroke of female medical workers was calculated: 0.80 (0.43-1.48, by Fixed effect) or 1.44 (0.70-2.97, by Random effect).

The risk ratio of hemorrhagic stroke of vaccinated female medical workers was divided by the risk of total

mortality to adjust the health status. Adjusted risk ratio is 12.23 (5.55- 26.94, by Fixed effect) or 14.23 (5.95- 34.04 by Random effect).

These results also support the increased risk of death from hemorrhagic stroke among vaccinated people.

Causal inference and biological plausibility

We discussed causality including biological plausibility in the other article in this issue [11].

References

- 1) The Japanese Ministry of Health, Labour and Welfare (MHLW) Health Science Council Vaccination and Vaccine Subcommittee Vaccine Reaction Study Group (August 4 2021)
https://www.mhlw.go.jp/stf/shingi2/0000208910_00028.html (in Japanese)
- 2) WebMedCheckNo193 <https://www.npojip.org/sokuho/210331.html> (in Japanese)
- 3) WebMedCheckNo195 <https://www.npojip.org/sokuho/210426.html> (in Japanese)
- 4) The Japanese Ministry of Health, Labour and Welfare (MHLW) Health Science Council Vaccination and Vaccine Subcommittee Vaccine Reaction Study Group
https://www.mhlw.go.jp/stf/shingi/shingi-kousei_284075.html (in Japanese)
Jun. 9 2021: https://www.mhlw.go.jp/stf/newpage_19142.html (in Japanese)
- 5) Reported death cases : <https://www.mhlw.go.jp/content/10906000/000790071.pdf>(June 9 2021) (in Japanese)
- 6) MedCheck Editorial Team: Fundamentals of Medical Research Methods: (in Japanese) https://www.npojip.org/chk_tip/2020No92-furoku.pdf
- 7) Miettinen OS, Wang JD. An alternative to the proportionate mortality ratio. *Am J Epidemiol* 1981; 114: 144-148.
PMID: 7246522
- 8) van Puijtenbroek EP, Bate A, Leufkens HG et al. A comparison of measures of disproportionality for signal detection in spontaneous reporting systems for adverse drug reactions. *Pharmacoepidemiol Drug Saf.* 2002 Jan-Feb;11(1):3-10
PMID: 11998548
- 9) Rothman KJ, Lanes S, Sacks ST. The reporting odds ratio and its advantages over the proportional reporting ratio. *Pharmacoepidemiol Drug Saf.* 2004 Aug;13(8):519-23. PMID: 15317031
- 10) European Medicines Agency. Guideline on the use of Statistical Signal Detection Methods in the Eudravigilance Data Analysis System
https://www.ema.europa.eu/en/documents/regulatory-procedural-guideline/guideline-use-statistical-signal-detection-methods-eudravigilance-data-analysis-system_en.pdf
- 11) MedCheck Editorial Team: Causal link between vaccination and subsequent death
MedCheck in English. 2021; 6(21):

Causal link between vaccination and subsequent death

Translated and revised from Med Check (in Japanese) Sept. 2021 : 21 (97) :110-111

Med Check Editorial Team

Keywords:

COVID-19 vaccine, death after vaccination, incubation period, foreign cells, cell-mediated immunity, inflammation

"Causality cannot be denied" even by MHLW's standard

The Ministry of Health, Labour and Welfare (MHLW) announced that among 919 death case reports by July 30, causality with vaccination were denied in 3 cases, and for the remaining 916 cases, the causality could not be evaluated due to a lack of information or other reasons [1].

However, the MHLW itself stated in a Q & A regarding the classification of adverse events that cases of "unknown causality" should be classified as "Causality cannot be denied" [2].

Moreover, as pointed out in another article in this issue [3], proportion of death from vascular diseases including hemorrhagic stroke after COVID-19 vaccination is disproportionately higher compared with the general population. Here we show some other important facts that indicate causality between vaccination and subsequent death.

Frequency should not change if there is no causality

If there is no causal relationship between COVID-19 vaccination and subsequently reported death, change in the number of reported deaths should not depend on the number of days after vaccination until death.

Days to death is similar to incubation period of COVID-19

However, as shown in Figure A, in medical workers or people under the age of 65, the number of reported death reaches a peak on 4 days after vaccination. The

median was 5 days. For elderly people, the peak is on the next day of inoculation (median is 2 days). At any age, the number of death reports after 3 weeks post inoculation is only 2%.

When spontaneously infected with COVID-19, the peak of time from infection to symptom onset (incubation period) is 4 days, and the median is also 4 days [4] (Figure B).

The fact that the number of days from inoculation to death is concentrated in a short period of time and that it is similar to the incubation period of COVID-19 strongly suggests causality between vaccination and death.

Many cases could be omitted in the deaths of the elderly

One of the reasons why the number of days to death after vaccination is shorter for elderly people than those under 65 years old is that they often die suddenly from some symptoms such as aspiration associated with vomiting which may not cause death in younger people. In Norway, 1 in 1300 people aged 75 and over who received vaccination has died, and the relationship with the vaccine has been suspected [5].

In addition, some death cases which may be reported if occurred in younger people, may not be reported for elderly people. Particularly death cases except those occurred very shortly after inoculation may easily be omitted.

Mechanisms of SARS-CoV-2 infection and incubation period

If SARS-CoV-2 infects a person, it is trans-located to

the blood stream, and may be taken up into vascular endothelial cells from the site where the receptor ACE2 is abundant on the inner surface of blood vessels. Infected endothelial cells are recognized as foreign body by the host's immune system (cell-mediated immunity), and are attacked and eliminated. Children and people in their 20s have less ACE2 receptors and far safer than old people.

The cells on the inner surface of blood vessels are originally normal tissues and are essential parts for living organisms. If they are eliminated, the part of the vessels may be injured with wounds. The injured tissues must be repaired. An inflammatory reaction occurs to repair the tissue. This inflammatory response is a symptomatology of infection, such as fever, increased white blood cell count, increased heart rate, and increased respiratory rate. It usually takes 3 to 5 days to develop symptoms, with a median of 4 days [4].

Biologically plausible: Days to deaths are similar to the incubation period

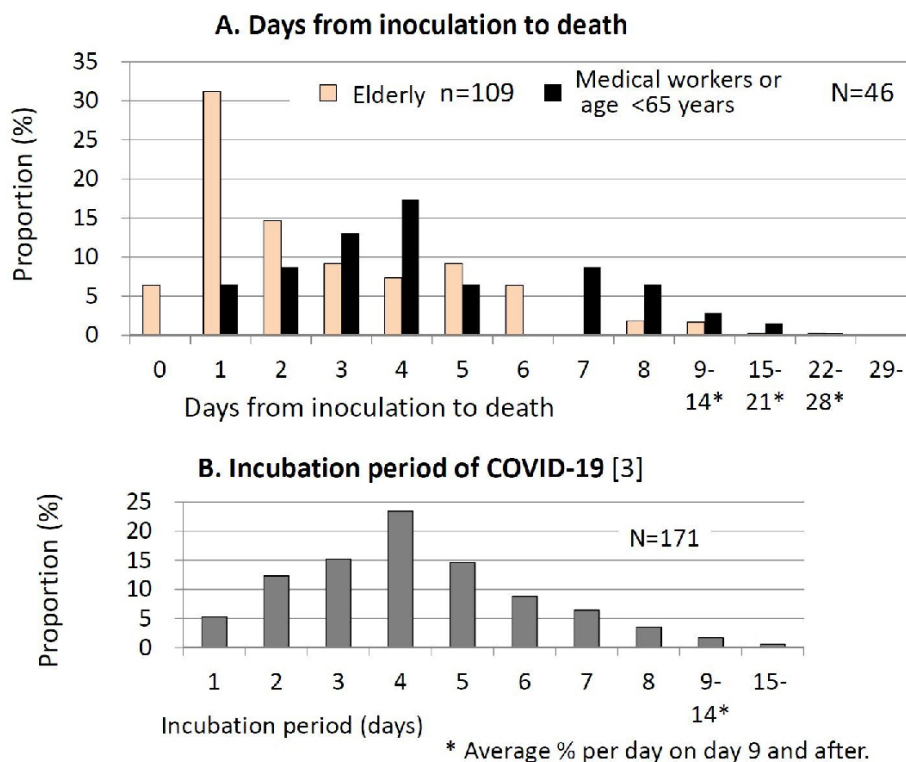
mRNA vaccine is encapsulated in lipid nanoparticles. After injection, through lymphatic vessels, it enters the blood stream and is taken up by immune cells

(macrophages) where spike protein is made and is released into blood stream. Lipid nanoparticles containing mRNA may be taken into some endothelial cells by perhaps endocytosis in which spike protein may be made and released into blood stream. Released and circulating spike proteins in blood stream are taken up into vascular endothelial cells from the site where the receptor ACE2 is abundant on the inner surface of blood vessels.

Similar to infection, endothelial cells which are "as if infected" by spike protein and/or lipid nanoparticles containing mRNA are recognized as foreign bodies by the host's immune system, and are attacked and eliminated. Children and people in their 20s have less ACE2 receptors and far safer than old people.

Endothelial cells containing foreign substances are subject to "be eliminated" by the immune system. Around the damaged endothelium, blood coagulates and thrombus is made followed by myocardial infarction and/or ischemic stroke. If the damage of an inner surface of blood vessel is serious in a large artery, dissecting aneurysm or rupture of a small aneurysm may occur. If a small aneurysm ruptures in the subarachnoid space,

Figure: Distribution of days to death after vaccination and incubation period of COVID-19



For elderly people, data from table by May 30 are analyzed.

For medical workers and people under 65 years old, data by July 21 is analyzed.

Adverse Reactions

subarachnoid bleeding occurs. If a very small artery ruptures inside the cerebrum, intra-cerebral bleeding occurs.

With regard to Pfizer vaccines, myocarditis [6,7] has been a problem in the United States. Hemorrhagic stroke, arterial thrombosis as well as dissecting aneurysm and venous thrombosis and/or pulmonary embolism may all be causally linked to vaccination of COVID-19.

Therefore, the fact that the number of **days to deaths after inoculation is similar to the incubation period** of COVID-19 in the medical workers or people under the age of 65 is biologically plausible and this also supports the causality.

References

- 1) The Japanese Ministry of Health, Labour and Welfare (MHLW) Health Science Council Vaccination and Vaccine Subcommittee Vaccine Reaction Study Group (August 4 2021) https://www.mhlw.go.jp/stf/shingi2/0000208910_00028.html (in Japanese)
- 2) ICH-E2 (Clinical Safety Data Management: Definitions and Standards for Expedited Reporting) <https://www.pmda.go.jp/files/000156127.pdf>
- 3) MedCheck Editorial Team. High incidence of vascular deaths after COVID-19 vaccination. *death MedCheck in English*. 2021; 6(21):
- 4) Estimating the incubation period of new coronavirus infections based on information from active epidemiological studies *IASR* 2021; 42 (6): 131-132: <https://www.niid.go.jp/niid/images/idsc/iasr/42/496.pdf>
<https://www.niid.go.jp/niid/images/iasr/2021/6/496d06f02.gif>
- 5) Torjesen I. COVID-19: Doctors in Norway told to assess severely frail patients for vaccination. <https://www.bmj.com/content/bmj/372/bmj.n167.full.pdf>
- 6) Shimabukuro T. COVID-19 Vaccine Safety Updates VRBPAC 2021-6-10 <https://www.fda.gov/media/150054/download>
- 7) Marshall M, Ferguson ID, Lewis P, et al. Symptomatic acute myocarditis in seven adolescents following Pfizer-BioNTech COVID-19 vaccination.

Mortality risk of vaccination is 7 times higher than that of COVID-19 in 20s

Translated and revised from Med Check in Japanese No97 (Sept. 2021)

Med Check Editorial Team

Keywords:

COVID-19 vaccine, death after vaccination, incubation period, foreign cells, cell-mediated immunity, inflammation

Introduction

Disproportionate increase of death from cardiovascular diseases was observed both among medical workers and elderly people who received COVID-19 vaccine compared with general population [1]. Distribution of the number of days to death from inoculation of COVID-19 vaccine is similar to that of incubation period of COVID-19 [2]. Based on such evidence and biological plausibility, causality between death from cardiovascular diseases and COVID-19 is substantially supported [2].

Here we analyze the risk ratio of death from COVID-19 vaccination and that from COVID-19 by age especially people in their 20s, because some death cases with people in their 20s have been reported.

Reported death cases with people in their 20s [3]

A 25-year-old man: It was reported that he completed suicide due to psychosis. However, actually he accidentally died following abnormal behavior due to febrile delirium after vaccination.

A 26-year-old woman: She was found dead at home 4 days after vaccination. Postmortem CT scan revealed subarachnoid hemorrhage and cerebellar hemorrhage.

A 26-year-old man: He was found dead 5 days after vaccination by his family. Postmortem CT scan showed no lesions and he was diagnosed with cardiopulmonary arrest.

Mortality risk of vaccination in people in their 20s is 5 times higher than that of COVID-19

In the end of May 2021, the number of vaccinations

inoculated for medical workers (age: 20 to 74) was 7.36 million doses (4.45 million persons) [4]. In the preliminary survey of 18,794 medical workers (men 34% and women 66%), age distribution was 21%, 24%, 25%, 21%, 8% and 1% for 20s, 30s, 40s, 50s 60s, and 70s, respectively [5]. Hence, it was estimated about 1.55 million doses (0.94 million persons) were for those in their 20s. Of these, 3 death cases above (2 men and 1 woman) were reported.

Mortality risk based on the number of inoculated persons is 3 out of 940,000 persons (3.2/million) in 20s.

On the other hand, mortality risk from COVID-19 is 7 out of 11.8 million persons in the same age group by June 2, 2021 (0.6/million) [6] or 10 out of the same population by August 11 (0.8/million) [7].

Therefore, the mortality risk ratio after vaccination in 20s is 5.4 by June 2 (or 3.8 by August 11) compared with mortality risk from COVID-19.

Sex adjusted risk ratio is 7.0 by June 2 (or 4.7 by August 11). **Figure A** shows sex adjusted risk ratio by age based on the COVID-19 death on June 2.

Risk ratio may be between 5 and 52 in 20s

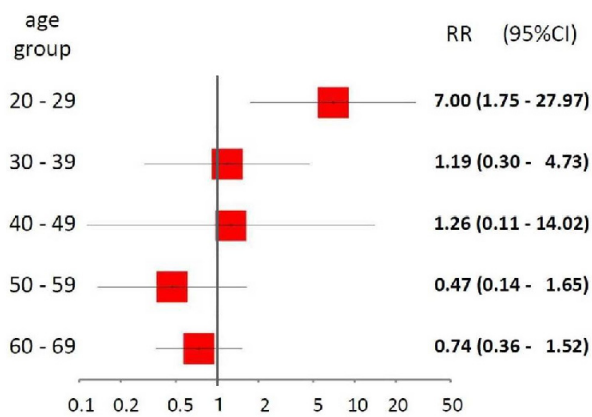
Japanese Ministry of Health, Labour and Welfare (MHLW) requires reports of serious cases and deaths within 28 days after inoculation regardless of causal relationships, but they do not necessarily require reports of serious cases and deaths beyond 28 days post-inoculation. Hence, if all deaths, including those that occurred beyond 28 days after vaccination, were reported, risk may become higher.

By using person-year methods, mortality risk from vaccination in 20s is about 40 times higher than

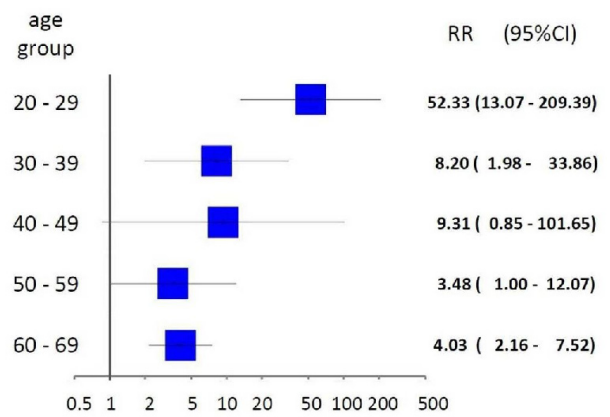
Adverse Reactions

Figure: Mortality Risk Ratio of vaccinated medical workers to death from COVID-19

A. Risk ratio based on person vaccinated



B. Risk ratio based on person-year



RR: Risk ratio. All data are adjusted by sex for every age group. Death after vaccination is data released by MHLW [4]. The number of death from COVID-19 is based on the data from MHLW [6]

COVID-19 mortality risk (sex adjusted RR is 52.3).

However, the mortality rate beyond 28 days should be lower than that within 28 days, so the mortality risk ratio after vaccination in 20s may be between 5 to 40 times higher compared with death from COVID-19 (sex adjusted risk ratio may be between 7 and 52).

The estimated number of vaccinations inoculated for people in their 20s by July 23 is somewhat inaccurate because vaccination to people other than medical workers aged under 65 years started in June, but older people were recommended to be vaccinated earlier than younger people. Therefore, the age distribution of people vaccinated is totally unknown. If people aged under 65 years had COVID-19 vaccine proportionally as general population, number of vaccination in people in their 20s is estimated to be 3 million doses (about 2 million persons).

By July 30, 1 week later, 7 people had died after vaccination (Note 1). By using these data, mortality risk ratio of vaccinated people to COVID-19 mortality risk does not change significantly.

Harm of vaccination in children may be enormous

There were no deaths due to COVID-19 infection under the age of 20 until September 1, 2021. If children in this age group are vaccinated, it may cause death. Mortality risk from vaccination may be lower in children than people in their 20s. Even so, the mortality risk ratio cannot be calculated because the number of death from COVID-19 is "0" in Japan until September 1, 2021 (Note 2).

The clinical trial of AstraZeneca's vaccine for children aged 6 to 17 years old was interrupted [8]. It was due to 79 cases of thrombosis with thrombocytopenia of which 19 have died were reported in adults, as the UK Medicines and Healthcare products Regulatory Agency (MHRA) announced on April 7, 2021 [9].

According to a report on the outbreak in Massachusetts, more vaccinated people were diagnosed with COVID-19 than non-vaccinated people, most of which were delta strain infected: odds ratio= 1.26, p=0.025 [10,11].

Hospitalization rate was 1% in the outbreak in Massachusetts. No death was reported among 469 confirmed COVID-19 patients. Hence, the mortality risk from delta strain COVID-19 is not high. It is far lower than the case mortality rate (almost 6%) in May 2020 in the United States. Although delta strain is very infectious, it does not seem to be very toxic at least in the U.S. where 1 out of 9 people have already had confirmed COVID-19 overall case fatality rate is 1.68 % on August 19 [12], and most people have been infected at least once with SARS-CoV-2.

In Japan, the fifth epidemic period began in early July, and on August 13, more than a month later, new infections were confirmed in more than 20,000 people a day. The number of deaths has gradually increased to over 20 per day, and it is estimated that the number will increase in the future.

However, the case mortality rate between August 17 and 31 (0.26%) is less than one-tenth of that around May

last year (more than 5%)(Note 3).

Even if children and adolescents and people in their 20s are infected, it is naturally mild or asymptomatic because they have less SARS-CoV-2 receptor ACE2 than adults especially old people.

It is a ridiculous to consider vaccination for school children.

Note1: According to the materials released by the MHLW [13] Case No 8716, a 27-year-old man seems to be Mr. Yusuke Kinoshita, a professional pitcher of Chunichi Dragons. He was given the first dose of the vaccine (Moderna) on June 28. Eight days later, on July 6 during training, he was found crouching and lost consciousness. Paramedics confirmed cardiac arrest. He resumed heartbeat after about 40 minutes at the hospital where he was transferred. He had no abnormalities on coronary angiography and no myocarditis on myocardial biopsy, but had mitral regurgitation. If acute necrosis of the papillary muscle to which the mitral valve chordae tendineae attach occurred, it might lead to massive regurgitation followed by acute pulmonary edema, shock, and cardiopulmonary arrest and loss of consciousness. It is one of the conditions with an extremely high case fatality rate. Papillary muscle ruptures that lead to cardiopulmonary arrest can occur after an acute myocardial infarction. If so, an association with vaccination is suspected. He died on August 3, 36 days after the inoculation.

Note2: Susequently 3 death from COVID-19 among people under the age of 20 were reported until November 2, 2021 (see p44-45)

Note3 : This case mortality rate is calculated as follows:

Numerator: number of death between August 17-31, 2021 (591)

Denominator: number of people with confirmed new infection between August 3-17. 2021(223,330)

However, age and sex adjusted case mortality rate during the fifth epidemic period (early July to October 2021) is not changed significantly compared with that during the first to the third epidemic period. Odds ratio is 1.10 (95% confidence interval: 0.995- 1.21, p=0.0629)

References

- 1) MedCheck Editorial Team. Disproportionate increase of circulatory deaths after COVID-19 vaccination MedCheck in English. 2021: 6(21):
- 2) MedCheck Editorial Team. Causal link between vaccination and subsequent death MedCheck in English. 2021: 6(21):
- 3) The Japanese Ministry of Health, Labour and Welfare (MHLW) Health Science Council Vaccination and Vaccine Subcommittee Vaccine Reaction Study Group (in Japanese) May 26 2021: https://www.mhlw.go.jp/stf/newpage_18848.html
- 4) ibid (in Japanese) Jun. 9 2021: https://www.mhlw.go.jp/stf/newpage_19142.html
- 5) Survey at the beginning of administration of the COVID-19 vaccine (cohort survey). <https://www.mhlw.go.jp/content/10906000/000745208.pdf>
- 6) Trends of new coronavirus infection (preliminary figures) (As of 18:00 on June 2, 2021) <https://www.mhlw.go.jp/content/10906000/000776153.pdf>
- 7) Trends of new coronavirus infection (preliminary figures) (As of 18:00 on August 11, 2021) <https://www.mhlw.go.jp/content/10906000/000818427.pdf>
- 8) BBC. Covid: Child jabs halted in trial as adult clot link probed (April 6) <https://www.bbc.com/news/health-56656356>
- 9) UK MHRA issues new advice, concluding a possible link between COVID-19 Vaccine AstraZeneca and extremely rare, unlikely to occur blood clots. <https://www.gov.uk/government/news/mhra-issues-new-advice-concluding-a-possible-link-between-covid-19-vaccine-astrazeneca-and-extremely-rare-unlikely-to-occur-blood-clots>
- 10) CDC, Outbreak of SARS-CoV-2 Infections, Including COVID-19 Vaccine Breakthrough Infections, Associated with Large Public Gatherings. MMWR: 2021: 70: 1-5 <https://www.cdc.gov/mmwr/volumes/70/wr/pdfs/mm7031e2-H.pdf>
- 11) MedCheck Editorial Team. Vaccinated people also get symptomatic COVID-19 frequently. MedCheck 2021: 21(97): 109 (in Japanese)
- 12) Worldometers: <https://www.worldometers.info/coronavirus/>
- 13) The Japanese Ministry of Health, Labour and Welfare (MHLW) Health Science Council Vaccination and Vaccine Subcommittee Vaccine Reaction Study Group (in Japanese) https://www.mhlw.go.jp/stf/shingi/shingi-kousei_284075.html August 4 2021: https://www.mhlw.go.jp/stf/shingi2/0000208910_00028.html case No. 8716 <https://www.mhlw.go.jp/content/10601000/000816280.pdf>

COVID-19 vaccination: 3 teens died Causal link is suspected

Translated and revised from Web-MedCheck in Japanese No197 (Oct. 30, 2021)

Med Check Editorial Team

The Ministry of Health, Labour and Welfare (MHLW) announced on October 22, 2021 that they received a total of 1308 reports of death after inoculation of COVID-19 vaccine by October 15, (1268 and 44 reports after Pfizer's and Moderna's, respectively) [1]. These death cases include 3 teens (all males) for whom brief case-reports are available [1].

In addition, the approximate numbers of vaccinated people by age (every 10 years) until October 8 are available [2]. By using these data, causality between the deaths of the 3 teens and vaccination is discussed.

Case 1: Pfizer vaccine, death case number 1167 [3]

A 16-year-old male received the 1st inoculation on August 10, 2021. He had no underlying illness. On the 6th day after vaccination, he suddenly arrested. His spontaneous circulation was resumed from ventricular fibrillation after treatment by DC defibrillator. He was intubated and mechanically ventilated but died on September 1, 2021 (22nd day of vaccination).

Cause of death:

Reported: Non-obstructive intestinal ischemia

Corresponding MedDRA PT: Intestinal ischemia

Evidence basis for determining the cause: CT, blood test, electrocardiogram

Causality assessment:

Reported: cannot be assessed

Experts: γ (cannot be assessed) with the following comments: A 16-year-old male who suddenly arrested 6 days after the first vaccination and died. It is difficult to evaluate the cause with the current information.

Comments by MedCheck:

"Intestinal ischemia" that caused sudden cardiac arrest may be due to a blood clot in the fairly large mesenteric

artery causing its obstruction. A healthy 16-year-old boy with no underlying disorder suffered from thrombosis of the intestinal (perhaps mesenteric) artery on the 6th day of vaccination, suffered from cardiac arrest and died 22 days after vaccination. It would be extremely rare for this to happen by chance.

In the vital statistics 2019, among those between the ages of 10 and 14, 2 males died of myocardial infarction, but death from cerebral infarction and other arterial embolisms or thrombosis was 0 among those between the ages of 10 and 19.

Therefore, it is almost certain that this boy died probably from intestinal thrombosis which was caused by the vaccine.

Case 2: Pfizer vaccine, death case number 961 [3]

A 16-year-old male received the 1st inoculation on July 15, 2021, died on July 23, 2021. Underlying disorder: attention deficit hyperactivity disorder. The psychiatrist had previously prescribed medication, but recently he had stopped taking it by himself and self-harm was observed.

Cause of death:

Reported: Suicide (falling from the top floor of the condominium)

Corresponding MedDRA PT: Suicide attempted

Evidence basis for determining the cause: Unknown

Causality assessment:

Reported: Not related (Possibility of other causes: Yes, attention deficit hyperactivity disorder)

Specialists: γ (cannot be assessed) without comments

Comments by MedCheck:

There is another case of "suicide" after COVID-19 vaccination. A 25-year-old male had a fever after

receiving the COVID-19 vaccine (Pfizer), which might have resulted in transient "febrile delirium". However, he was diagnosed with a psychosis and was recommended of consultation by psychiatrist. While he was being transported to a psychiatric hospital by car, he jumped out of the car and died accidentally. Then, the doctor determined the cause of death as "suicide" [4].

Detailed information on the situation before falling from the top floor of the condominium in this 16-year-old male case is unknown. However, it is not so difficult to imagine that he had some feeling of illness after vaccination and he temporarily fell into a delirious state and could not take risk avoidance behavior at the top of the condominium and has fallen.

It might be similar to the cases of accidental deaths caused by delirium after taking Tamiflu. In these cases, transient abnormal behavior leading to death in an unavoidable state of danger was mistakenly judged as "suicide".

Case 3: Moderna vaccine, death case number 36 [5]

A 15-year-old male received the first inoculation on September 16, 2021. He lost consciousness 9 hours after the inoculation. He died on September 20, 2021.

Underlying disorder: He had cerebral arteriovenous malformation.

Approximately 9 hours after the inoculation on September 16, he suffered from headache, vomiting, and loss of consciousness, and was transported by ambulance. He was diagnosed with cerebral hemorrhage with ventricular perforation from cerebral arteriovenous malformation by CT.

Cause of death:

Reported: Cerebral hemorrhage with ventricular perforation from cerebral arteriovenous malformation

Corresponding MedDRA PT: cerebral hemorrhage, ventricular perforation, condition aggravated

Evidence basis for determining the cause: CT (cerebral hemorrhage/ventricular perforation from cerebral arteriovenous malformation)

Causality assessment:

Reported: cannot be assessed (Possibility of other causes: Yes, cerebral arteriovenous malformation)

Specialists: γ (cannot be assessed) without comments

Comments by MedCheck:

According to the vital statistics in 2019 [6], the total number of deaths from hemorrhagic stroke in those aged 10 to 19 (total population: 15 million) was 26. Mortality rate is 1.7 per million person-years. Since this is the mortality rate in person-years, the rate in 9 hours after an action (in this case, vaccination to the event) should be divided by 365 and should be multiply by 9/24. Therefore, the probability that the hemorrhagic stroke happens in 9 hours in this age group is estimated as 0.0018 per million person-9 hours ($1.7 \times 9/24/365$).

As of October 8, it is estimated that there are 4.4 million people aged 12 to 19 who have been vaccinated at least once [2]. Among these, one person died 9 hours after inoculation. Hence, 1/4.4 million died from hemorrhagic stroke during 9 hours. The estimated mortality rate is 0.23 per million person-9 hours. In simple terms, the mortality rate of 0.23 out of 1 million is about 130 times the mortality rate of spontaneous hemorrhagic stroke (0.0018 out of 1 million).

Hemorrhagic stroke is common after COVID-19 vaccine in adults

Among the vaccinated medical workers and the elderly, deaths from cardiovascular diseases, such as hemorrhagic stroke, arterial thrombosis, and venous thrombosis, were disproportionately reported. These deaths from cardiovascular causes and vaccination, and the effects of vaccination are strongly suspected [7-9].

Hemorrhagic stroke and arterial cause is disproportionately high in teens

Among teens, 2 of the 3 deaths were sudden deaths due to cerebral hemorrhage and abdominal artery thrombosis. Mortality odds ratio for hemorrhagic stroke by comparing non-cardiovascular causes as the reference is 58.3 (95%CI: 3.5-957, $p < 0.0001$) and for arterial cause MOR=252.5 (95%CI: 14.1-4523, $p < 0.0001$).

Mortality rate is higher in vaccinated than that in general population

Proportion of reported deaths among those who were vaccinated is 0.68 per million (3/4.4 million vaccinated). All 3 died or almost died within 8 days. In addition, some will die during the following one year after inoculation. If it is assumed that the vaccinated children and

adolescents will not die during the following one year, mortality rate is 0.68 per million person-years. On the other hand, among those between 10 to 19 year of age, 3 died due to COVID-19 during about one and a half years from the start of the COVID-19 epidemic. The mortality rate is 0.22 per million person-years.

Mortality rate of deaths after vaccination are about 3 times higher than that from COVID-19 (P=0.148). The association is not statistically significant, but it means that 80 to 90% can be considered correct, and if death occurs subsequently, association may become significant.

Therefore, it seems better to think that the risk of death from vaccines is about 3 times higher for children and adolescents than death from COVID-19.

The regulators will continue to endorse vaccination in children, but these data suggest that the risk of vaccinating children and adolescents outweighs the benefits.

References

- 1) Ministry of Health, Labor and Welfare October 22, 2021 (in Japanese) https://www.mhlw.go.jp/stf/shingi2/0000208910_00033.html
- 2) National Institute of Infectious Diseases: COVID-19 Vaccine (as of October 8, 2021) (in Japanese) https://www.niid.go.jp/niid/images/epi/corona/60/covid19_vaccine_202110008.pdf
- 3) List of cases reported as deaths after COVID-19 vaccination (Comirnaty intramuscular injection, Pfizer Inc.) (in Japanese) <https://www.mhlw.go.jp/content/10601000/000846547.pdf>
- 4) Summary of cases reported as deaths after COVID-19 vaccination (Case 46, p73-74) (in Japanese) <https://www.mhlw.go.jp/content/10906000/000784439.pdf>
- 5) List of cases reported as death after COVID-19 vaccination (Moderna intramuscular injection, Takeda Pharmaceutical Co. Ltd) (in Japanese) <https://www.mhlw.go.jp/content/10601000/000846548.pdf>
- 6) Vital Statistics 2019, Volume 2 1-1. Number of deaths, cause of death, ICD-10 code A to T (in Japanese)
- 7) MedCheck Editorial team : COVID-19 vaccine: strong association with cardiovascular death, especially hemorrhagic stroke and venous thrombosis. MedCheck in English 2021: 7: 32-37.
- 8) MedCheck Editorial team : Causal link between vaccination and subsequent death. MedCheck in English 2021: 7: 38-40.
- 9) MedCheck Editorial team : Mortality risk is at least 7 times higher than that by COVID-19 in 20s. MedCheck in English 2021: 7: 41-43.

MED

CHECK

2021 Vol.7 No.21-22

Editor-in-Chief: HAMA, Rokuro (MD)

Deputy Editor: KIMOTO, Yasusuke (MD)

Managing Editor: SAKAGUCHI, Keiko

Editorial Staff: NAKANISHI, Takeaki (Pharmacist); TAKANO, Yoshihiko (MD [pediatrician]/Pharmacist); UMEDA, Tadahito (MD [psychiatrist]); YANAGI, Motokazu (MD); YASUDA, Yoshinobu (Pharmacist)

Translators: NAKAMURA, Akari

Advisors: HONZAWA, Tatsuo (MD[GP]); IKEDA, Akiko (Pharmacist); KIM, Mieko (Pharmacist); KUDO, Shino (Pharmacist); MITA, Yasuko (Pharmacist); MUKAI, Junji (Pharmacist); SUMIDA, Sachie (MD [Dermatologist]); TERAOKA, Akio (Pharmacist); TOI, Chihiro (Pharmacist); WADA, Masahide (MD[GP])

Editorial Officer: SAKAGUCHI, Keiko

Production Team: UMEKI, Yukiko; SAKAGUCHI, Keiko; MATSUMOTO, Koji

Information Technology (IT): KURODA, Akira (Systems Engineer)

Copyright NPOJIP

www.npojip.org

Registered address:

#602, Katsuyama 2-14-8, Tennouji-ku,

Osaka JAPAN 543-0043

E-mail: npojip@mbr.nifty.com

